

StudyintheStates.dhs.gov Web Performance Metrics

Sep 1, 2019 - Sep 30, 2019

All Users
100.00% Sessions

Total Visits

420,329

% of Total: 100.00% (420,329)



Avg. Visit Duration

00:02:06

Avg for View: 00:02:06 (0.00%)



Pageviews

512,030

% of Total: 100.00% (512,030)



Unique Visitors

181,269


% of Total: 100.00% (181,269)



Avg. Pages / Visit

2.07

Avg for View: 2.07 (0.00%)



Avg. Time on Page

00:01:57

Avg for View: 00:01:57 (0.00%)



Bounce Rate

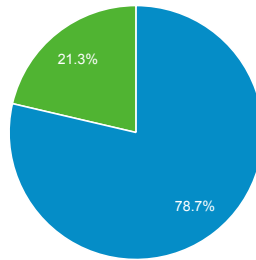
56.30%

Avg for View: 56.30% (0.00%)



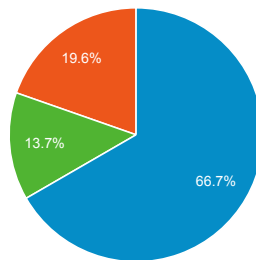
New vs. Returned Visitors

■ New Visitor ■ Returning Visitor



Avg. Visits per Visitor

■ 1 ■ 2 ■ Other



Total Pageviews

Page Title	Pageviews	Bounce Rate
School Search Study in the States	66,150	32.48%
SEVP Portal Help Study in the States	21,376	48.20%
Welcome Study in the States	18,805	53.46%
Students Study in the States	14,604	58.70%
Students and the Form I-20 Study in the States	14,288	61.26%

Sessions by Social Network

Social Network	Sessions
Facebook	2,656
YouTube	420
Quora	411
Twitter	141
Instagram	99
LinkedIn	64
Vkontakte	42
Naver	39
Blogger	21
Douban	10

Visits and Bounce Rate by Source/Medium

Source / Medium	Sessions	Bounce Rate
google / organic	143,661	58.21%
(direct) / (none)	49,427	57.44%
sevp.ice.gov / referral	6,583	42.72%
search.usa.gov / referral	5,519	35.80%
bing / organic	3,723	56.27%
educationusa.state.gov / referral	2,674	32.27%
uscis.gov / referral	1,966	39.22%
m.facebook.com / referral	1,898	72.34%
links.govdelivery.com / referral	1,748	65.39%
iss.washington.edu / referral	1,534	43.48%