

StudyintheStates.dhs.gov Web Performance Metrics

Mar 1, 2019 - Mar 31, 2019

All Users
 100.00% Sessions


Total Visits

464,662
 % of Total: 100.00% (464,662)




Avg. Visit Duration

00:02:15
 Avg for View: 00:02:15 (0.00%)




Pageviews

570,294
 % of Total: 100.00% (570,294)




Unique Visitors

195,303
 % of Total: 100.00% (195,303)




Avg. Pages / Visit

2.14
 Avg for View: 2.14 (0.00%)




Avg. Time on Page

00:01:58
 Avg for View: 00:01:58 (0.00%)



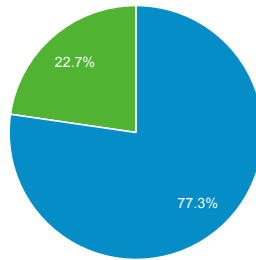
Bounce Rate

55.31%
 Avg for View: 55.31% (0.00%)



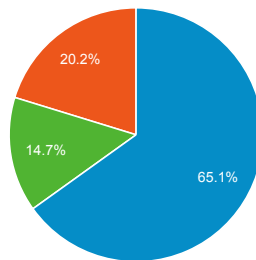
New vs. Returned Visitors

■ New Visitor ■ Returning Visitor



Avg. Visits per Visitor

■ 1 ■ 2 ■ Other



Total Pageviews

Page Title	Pageviews	Bounce Rate
School Search Study in the States	75,081	29.50%
Students and the Form I-20 Study in the States	20,373	61.80%
SEVP Portal Help Study in the States	19,538	45.57%
Welcome Study in the States	18,077	50.27%
Form I-983 Overview Study in the States	17,658	40.35%

Sessions by Social Network

Social Network	Sessions
Facebook	1,947
YouTube	574
Quora	468
Twitter	137
Naver	124
LinkedIn	29
reddit	17
Instagram	9
Instagram Stories	9
Douban	7

Visits and Bounce Rate by Source/Medium

Source / Medium	Sessions	Bounce Rate
google / organic	149,309	59.23%
(direct) / (none)	57,041	53.93%
sevp.ice.gov / referral	5,920	43.18%
search.usa.gov / referral	5,895	34.50%
bing / organic	4,083	56.26%
uscis.gov / referral	2,866	38.31%
educationusa.state.gov / referral	2,658	32.02%
iss.washington.edu / referral	2,553	41.48%
mail.google.com / referral	1,884	44.11%
m.facebook.com / referral	1,269	72.26%