



U.S. Immigration
and Customs
Enforcement

SEVP

STUDENT AND EXCHANGE VISITOR PROGRAM

SEVIS 6.28 Post-Release Webinar
August 19, 2016



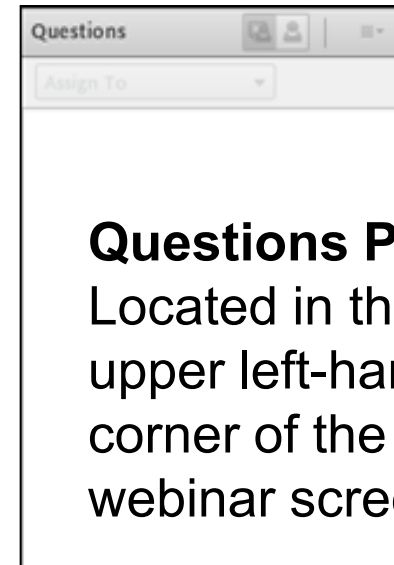
Before we start,

A QUICK ORIENTATION

Communications

- Use the Questions Pod to let us know if you are having audio or other technical issues
- Type your questions in the Questions Pod as they occur to you

There will be a Q&A session at the end of each topic, where we will answer your questions, but you may submit questions at any time.



Questions Pod:
Located in the upper left-hand corner of the webinar screen.

Download Pod

How to download Webinar information files:

1. Select file.
2. Click **Save To My Computer**.
3. Click link **Click to Download**.
(File opens in a new window.)
4. Save the file using your system procedures.

Note: If there are many files in the Download Pod, use the Download Pod Scroll Bar to view them all.

Download Pod: Click file name, then Save

Name	Size
FAQ Accreditations and Recognitions Conversion.pdf	242 KB
Webinar Participant Guide.pdf	139 KB
Slides Pre-Release Webinar SEVIS 6-16.pdf	991 KB
Accreditation Conversion Worksheet.xlsx	56 KB



Download Pod: Located in the lower left corner of the webinar screen.

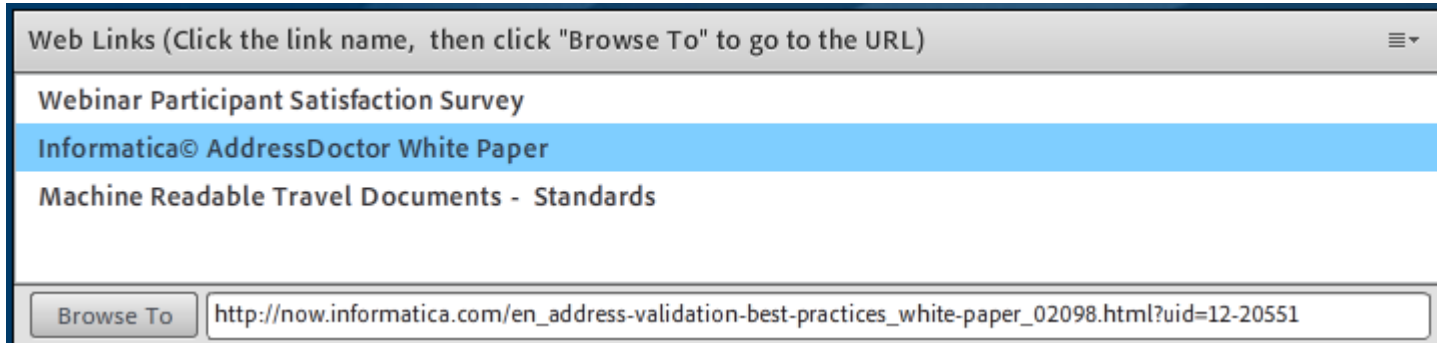


Documents Available to Download Today

- Post-Release 6.28 Webinar Slides
- Screenshots for SEVIS 6.28 Release
- SEVIS 6.29 Release Planning Guide
- SEVIS Program and Session Dates at a Glance Job Aid


Also look on *Study in the States* for these materials.

Web Links Pod



Web Links Pod:

Located at the bottom of the webinar screen.



How to access web links:

1. Select link – this displays the URL.
2. Click **Browse To**- this navigates to the web site.

Web Links Available Today

- Webinar Satisfaction Survey



U.S. Immigration
and Customs
Enforcement

SEVP

STUDENT AND EXCHANGE VISITOR PROGRAM

SEVIS 6.28 Post-Release Webinar
August 19, 2016

Presenters

- **Helene Robertson, SEVIS Help Team Lead**
- **Ingrid Mercer, SEVIS Help Team**

Agenda

- SEVIS 6.28 Release review
- Release 6.28 key issues
- Reporting release issues
- Future webinars
- SEVIS resources
- Question and Answer session



SEVIS RELEASE 6.28 REVIEW

Functionality in the Release

- Restored Alerts:
 - Students within 45 days of Cancellation
 - Students within 45 days of Termination
- Changed field label for majors in batch: Primary and Secondary Major field became Major 1 and Major 2 (Batch only change)
- Require entry of Current Session Start Date for registration events (SEVIS real-time interface and batch)

Registration Page

Registration: Active Student

Required fields are marked with an asterisk (*)

F-1 Student

Villa, Pancho

SEVP School for Advanced SEVIS Studies - SEVP School for Advanced SEVIS Studies

Start Date: 07/19/2015 End Date: 05/31/2019

SEV



See Help for more information on the SEVIS rules for continuing registration.

Current Session Start Date *

07 / 19 / 2016

Current Session End Date *

MM / DD / YYYY

Next Session Start Date *

MM / DD / YYYY

Length of the session

Length of the break

You need to confirm that session dates are correct if the sessions are more than 183 days. You will also need to confirm the dates if there is more than 152 days between sessions.

The student is in the last session of his/her program

Study/Research Abroad

The student will be engaged in study and/or research abroad.

Thesis/Dissertation

The student will be engaged in research or writing for a thesis or dissertation.

Mass Registration Page

Mass Actions: Registration

All information provided will be used to update the record for ALL selected students. Once submitted, a mass registration, cannot be undone. You can, however, submit a new registration event individually or en masse to make changes. After you submit the students for registration you will receive a report with the results of the mass registration. You will be able to access the report from the Downloads page.

Records Selected 1

Results Report Name *

Current Session Start Date * MM / DD / YYYY

Current Session End Date * MM / DD / YYYY

Next Session Start Date * MM / DD / YYYY

The student is in the last session of his/her program

Study/Research Abroad
(The student will be engaged in study and/or research abroad.)

Thesis/Dissertation
(The student will be engaged in research or writing for a thesis or dissertation.)

Remarks about the Student (Displays on the Student Information page and page 1 of the Form I-20)

Characters Remaining: 300

< >

[Cancel](#)

You need to confirm the session dates if the break length is more than 183 days

Length of the session

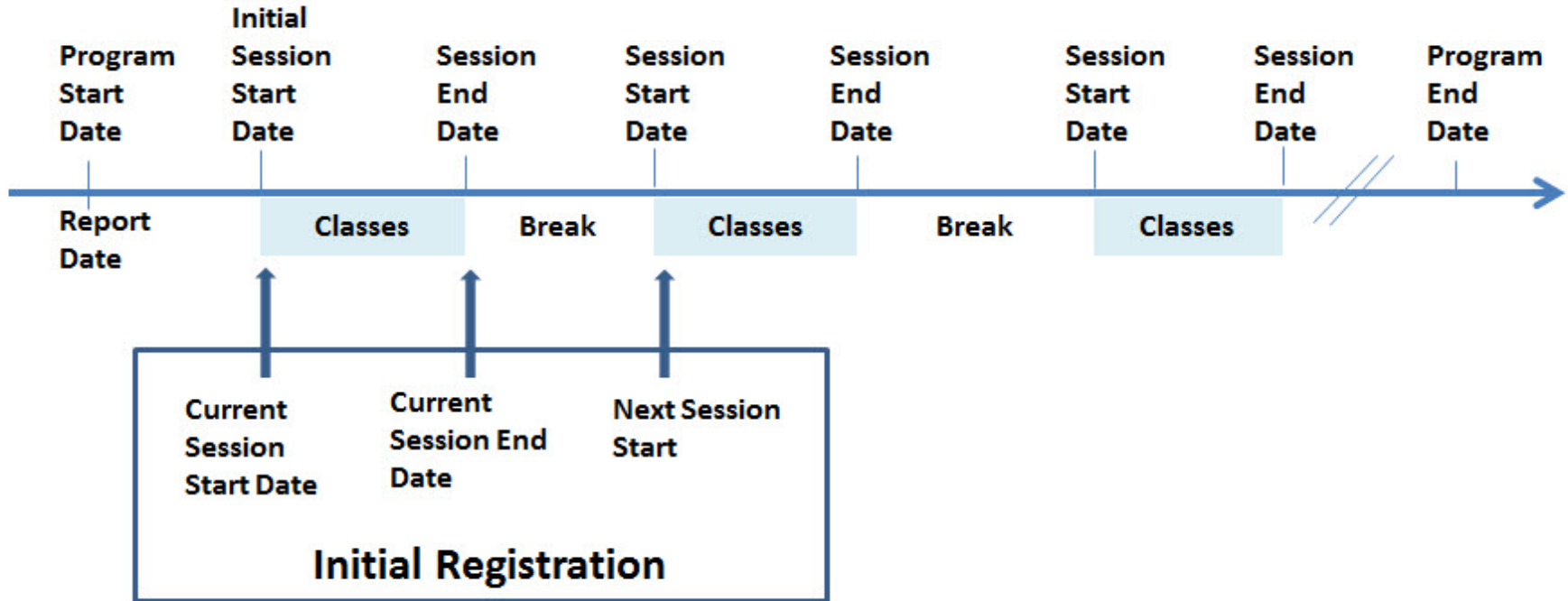
You need to confirm the session dates if the break length is more than 152 days

Length of the break

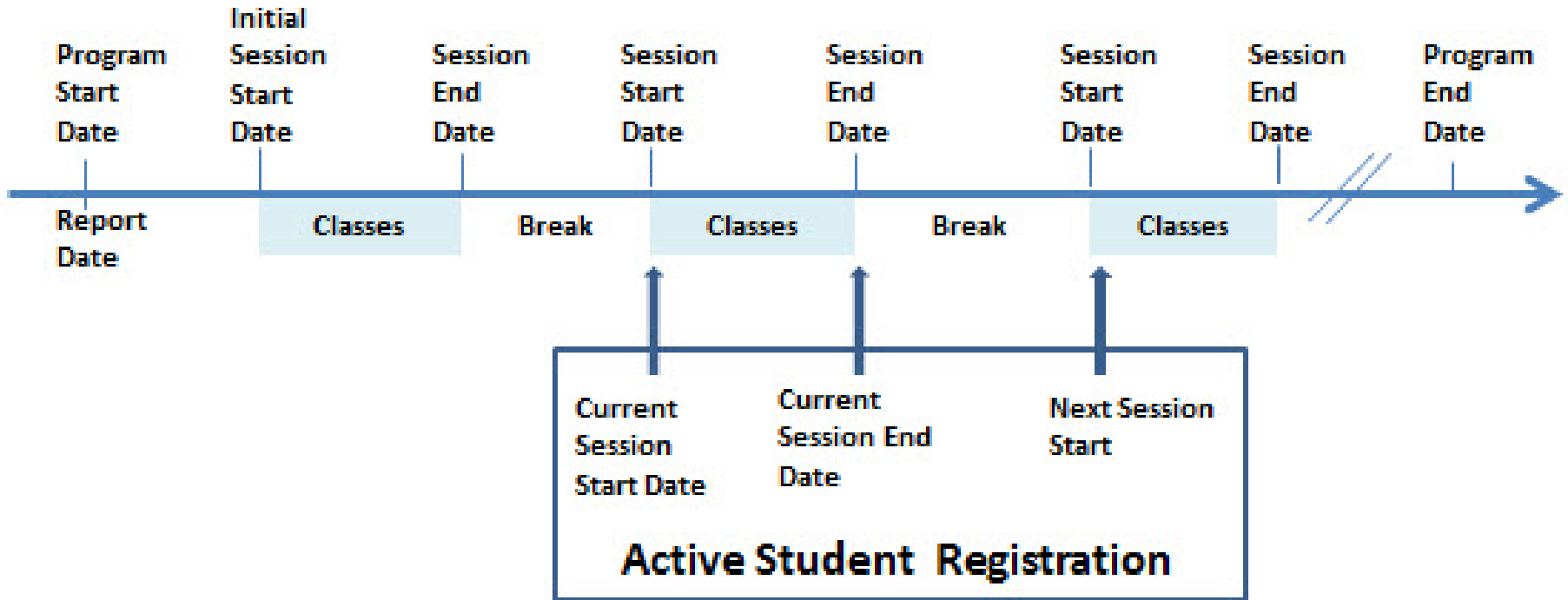
Current Session Start Date

- Required field for Registration in both SEVIS real-time interface (RTI) and batch
- Not before Program Start Date
- Not after Program End Date
- If more than 183 days before Current Session End Date, must confirm length of session
- DSOs can overwrite any existing value in the field
- Required field in RTI and in batch

Initial Session Start Date



Continuing Registration



Communication with Batch Vendors

- Batch Vendors were involved in the decision to move the implementation from September 30 to August 12, 2016
- Unexpected strain on their resources
- Most, but not all, vendors were able to accommodate this change

Campus Implementation

- Implementation of change in batch schema does not end with delivery of updated batch software by a vendor
- Software update still needs to be applied on campus
- Requires coordination with campus IT team, testing in a SEVIS test environment, and roll out into the Production environment

Consequences of Delaying Batch Software

What happens if your school cannot implement the update to your batch software before SEVP's reporting deadline?

- After August 12, you may need to use RTI for registration until the change to vendor software is deployed at the school
- Suggest using the Mass Registration functionality in RTI to report multiple students at a time



RELEASE 6.28 ISSUES

Browser Issues

Issue	Status
<p>Display issues with Chrome browser.</p> <p>Symptoms include:</p> <ul style="list-style-type: none">• Transfer in and Active student lists do not have any data.• Screen elements overlap.	<p>Resolution: Clear cache and cookies:</p> <ul style="list-style-type: none">• Left click and hold the Reload [Refresh] button.• Click option to clear the cookies and cache. <p>Note: The left click feature does not work, if Chrome does not have any cache or cookies to delete.</p> <p>Alternate resolution: Contact institution's technical support to request they reset AJAX.</p>

Browser Issues

Issue	Status
<p>Attempt to download Excel list creates an XML file rather than an Excel file.</p> <p>Issue occurs when attempting to download various alerts or lists to an Excel spreadsheet using Firefox as the browser.</p>	<p>Resolution: Both Internet Explorer and Chrome browsers are able to download an Excel spreadsheet. Use either Internet Explorer or Chrome to download an Excel spreadsheet.</p> <p>Note: Users may use Firefox to download CSV files.</p>

Annoying Issues (not really related to the release)

Issue	Status
<p>Multiple draft transfer-in records for the same students (same SEVIS ID)</p> <p>Students appear multiple times on the transfer-in list.</p>	<p>This is a result of a DSO at the transfer-out school clicking the Transfer Out button multiple times, creating multiple transfers of the same record.</p> <p>Solution: Call the SEVIS Help Desk to have the extra “drafts” removed.</p>



REPORTING RELEASE ISSUES

Reporting Release Issues

- Send email to
SEVISTechnicalFeedback@ice.dhs.gov

Note: If this is a batch issue, also send email to
SEVIS.Batch@ice.dhs.gov

- Include in email:
 - Detailed description of actions taking place when incident occurred – the more specific the better
 - Name of browser used during issue and version
 - Screenshots of issue
 - If batch problem, name of batch software

SEVIS RELEASE 6.28 RESOURCES FOR F/M SEVIS

Release Demonstrations

- Revised Registration
- Mass Registration

Note: Available on the Study in the States' SEVIS Help Hub with links in *SEVIS Demonstrations* page at <https://studyinthestates.dhs.gov/sevis-help-hub/learn-more/sevis-demonstrations>

Release Topical Resources

- Registration (Revision)
- Mass Registration (Revision)
- SEVIS Program and Session Dates at a Glance Job Aid

Note: Links available in the *SEVIS Release 6.28 Planning Guide* on the Study in the States' SEVIS Help Hub at <https://studyinthestates.dhs.gov/sevis-help-hub/learn-more/sevis-enhancements>



FUTURE WEBINARS

Future SEVIS Webinars

Date	Topic
Wednesday, August 31, 2016	Form I-17 Webinar
September 16, 2016	SEVIS Correction Requests Webinar
September 16, 2016	SEVIS 6.29 Pre-Release Webinar
October 14, 2016	SEVIS 6.29 Post-Release Webinar
December 2, 2016	SEVIS 6.30 Pre-Release Webinar

Note: New Form I-17 will be released September 30, 2016. Changes are being made to the Form I-17, but DSOs do not have to change anything that is already in SEVIS.

Note Exception: If making a change to the Form I-17, private schools must indicate if they are for-profit or non-profit.



SEVIS RESOURCES

Study in the States Website URLs

- SEVIS Help Hub
 - <http://studyinthestates.dhs.gov/sevis-help-hub>
- SEVIS Enhancements page
 - <https://studyinthestates.dhs.gov/sevis-help-hub/learn-more/sevis-enhancements>
- SEVIS Webinars page
 - <https://studyinthestates.dhs.gov/sevis-help-hub/learn-more/webinars>
- SEVP Stakeholder Webinars page
 - <http://studyinthestates.dhs.gov/webinars>

Other Resources

- SEVIS Email
 - SEVISTechnicalFeedback@ice.dhs.gov
- SEVIS Batch Email
 - SEVIS.Batch@ice.dhs.gov
- Department of State Email
 - jsevis@state.gov
- SEVP Response Center
 - SEVP@ice.dhs.gov
- SEVIS Help Desk
 - 800-892-4829
 - SEVISHelpdesk@ice.dhs.gov



QUESTIONS AND ANSWERS