



U.S. Immigration  
and Customs  
Enforcement

- Welcome to the Winter 2019 SEVP InFocus Webinar
- The webinar will begin promptly at 2 p.m. EST
- Audio will stream through your computer speakers
- Please take a moment to answer the poll questions on your screen

**SEVP**  
STUDENT AND EXCHANGE VISITOR PROGRAM

**Winter 2019 SEVP InFocus Webinar**

**Dec. 11, 2019, 2 – 3 p.m. EST**



U.S. Immigration  
and Customs  
Enforcement

**SEVP**  
STUDENT AND EXCHANGE VISITOR PROGRAM

**Winter 2019 SEVP InFocus Webinar**

**Dec. 11, 2019, 2 – 3 p.m. EST**


# Housekeeping Notes

- **Download items in the Webinar Resources pod**
  - Hyperlink appendix
  - Presentation PDF
  - Glossary
- **Experiencing technical difficulties?**
  - Provide a description of the issue through the Technical Difficulties pod
- **Webinar recording and resources available on Study in the States after event**


# Today's Presenters



**Marissa Tinsley**  
SEVP Strategic  
Communications and  
Training



**Jarod Klucho**  
SEVP Field  
Representative  
Territory 37



**Donald Delgado**  
SEVP Field  
Representative  
Territory 8



**Cecilia Jeffus**  
SEVP Field  
Representative  
Territory 42

# Presentation Overview

1

**SETA ROLLOUT**

2

**SEVIS WAY FORWARD**

3

**NOTIFICATIONS AND FOLLOW UP**

4

**DON'T FORGET**

5

**FACTS & FIGURES**

6

**HELPFUL RESOURCES**

# Ask the Audience



Today's  
Audience

Please select a response that best describes your current position

# Ask the Audience



Today's  
Audience


What type of school do you represent?

# SETA ROLLOUT



# Overview

- **SEVP launched the SEVP External Training Application (SETA) in November 2019**
  - Online learning management tool for current and prospective DSOs
- **Covers rules and regulations governing SEVP and the U.S. Department of State's Exchange Visitor Program**
  - Users can take each course at once or set their own pace
  - Users also can test out of each course

**REVIEW:**

November SEVP Broadcast Message on SETA launch for more information

Form more information on SETA account registration, access:

[StudyintheStates.dhs.gov/Assets/SETA\\_Account\\_Creation\\_User\\_Guide.pdf](https://StudyintheStates.dhs.gov/Assets/SETA_Account_Creation_User_Guide.pdf)

# SETA Courses and Training

Course	Description
SEVP Basics	Provides an overview of SEVP, SEVIS and the management of nonimmigrant student records
SEVP 101	Discusses the history of SEVP and describes the different types of nonimmigrant students and exchange visitors
EVP 101	Introduces the U.S. Department of State's Exchange Visitor Program
Introduction to Initial SEVP Certification	Gives an overview of federal regulations that govern SEVP's school certification process and requirements

# Pre-submitted Question



SETA

---

Who are the SETA courses available to?

# Pre-submitted Question




How do I access and login to SETA?

# SETA Navigation Courses

The image shows two overlapping screenshots of the SEVP External Training Application. The top screenshot is the main page after login, featuring a navigation menu on the left with links for Home, Course Catalog, My Completed Courses, FAQ, and Contact Us. The main content area includes a 'Content Issues' banner, a 'WELCOME LET'S GET STARTED' section with 'Learn how to use SETA', 'FAQ', and 'Take a course' buttons, and an 'Upcoming Events' section. A blue callout box with an arrow points to this page with the text 'Main page after login'. The bottom screenshot shows the 'SEVP Basics' course page, which includes an overview, a list of lessons, and enrollment information. A blue callout box with an arrow points to this page with the text 'SEVP Basics Course'.

# Next Steps

- **SEVP will continually evolve SETA and add new courses**
  - Future courses include:
    - Maintaining School Records
    - EVP II
- **Over time, SEVP and the Department of State plan to make SETA courses mandatory for school and sponsor officials**
  - Regulatory plans announced on the federal regulatory agenda



## STAY TUNED

New courses announced via  
Broadcast Messages and  
Study in the States

# Ask the Audience



SETA  
Users

If you are a DSO, have you created a login to access SETA?


# SEVIS WAY FORWARD



# Looking Ahead

## *SEVIS: What DSOs Should Know*

- **Future plans**
  - Develop one-person/one-record model
    - SEVP will coordinate with CBP to leverage existing technologies
  - Training for DSOs
- **Enhancements planned for 2020:**
  - Accommodate the U.S. Department of Education's CIP revisions
  - Collect city of birth for F and M principles and dependents
  - Collect addresses and telephone for F, M and J dependents



### REMEMBER:

SEVP sends notifications in advance of any SEVIS release

# Be in the Know

## *Merge Your SEVIS Accounts Today*

- **Continue to submit SEVIS account merging requests**
  - As of September, over 1,800 SEVIS accounts have been merged
- **How to merge accounts:**
  - Ensure first and last names are the same across all SEVIS accounts
  - Email request to [SEVP@ice.dhs.gov](mailto:SEVP@ice.dhs.gov)
    - Include subject line “Merge Accounts”
    - Include table with:
      - Current active SEVIS username information and organizations
      - Whether each organization is a batch school or program
      - Desired username for merged account



### REMEMBER:

Requests are processed in the order in which they are received

# Looking Ahead


## *SEVP Portal: What DSOs Need to Know*

- **Nine SEVP Portal releases deployed in 2019**
  - Addressed stakeholder feedback regarding portal functionality
  - Releases include:
    - Portal enhancements
    - New email notifications
    - Reporting reminders
    - Fixing system errors
- **Enhancements planned for 2020:**
  - SEVP Portal expansion for students
  - Back-end releases to improve internal functionality

# Be in the Know

## *SEVP Portal Release 1.9*

- SEVP Portal Release 1.9 launched in September 2019
- Introduces functionality changes:
  - Employer deletion confirmation
    - Students must confirm they never worked for employer prior to deletion
  - Modified STEM Student Due Date Announcement box
    - Reflects status of student's periodic and self-evaluation reports




### LEARN MORE:

View the SEVP Ask the Experts Webinar: SEVP Portal Follow-up

# Be in the Know

## *SEVP Portal Release 1.10*

- SEVP Portal Release 1.10 occurred in October 2019
- Students will only be able to access their portal account six months after their OPT end date
- **Automated email notifications:**
  - Six months before closure date
  - 30 days before closure date
  - Day of account closure



### REMEMBER:

Students should print or save a copy of their portal record and event history

# Be in the Know

## *When Students Receive Portal Emails*

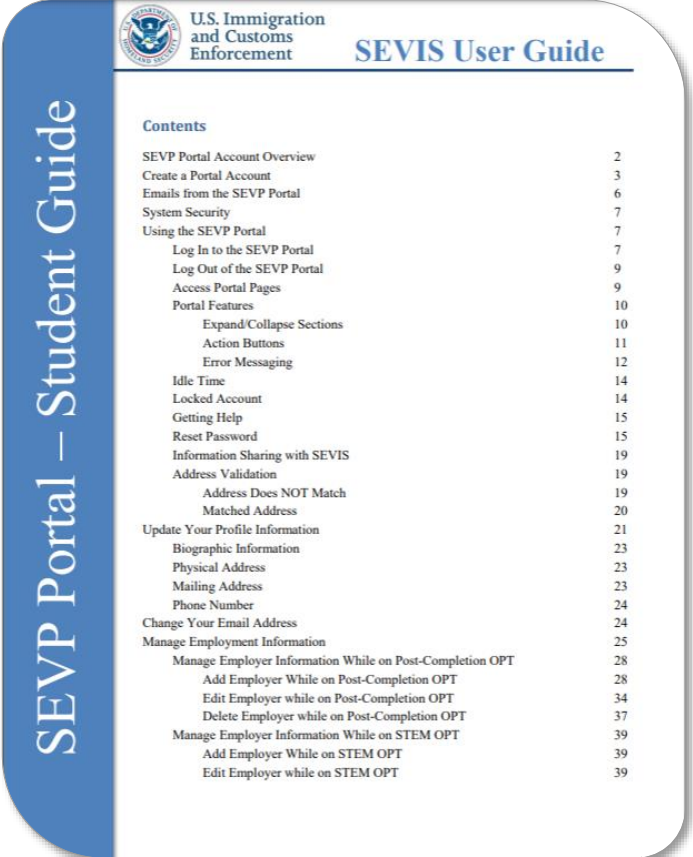
- **To take the following action:**
  - Create a portal account
  - Reset or change password
- **In the situations where their:**
  - Account is locked
  - Email address changes
  - STEM OPT reporting requirements are due

View sample portal emails to students on the SEVP Portal Help section  
[StudyintheStates.dhs.gov/SEVP-Portal-Help](https://StudyintheStates.dhs.gov/SEVP-Portal-Help)

# Be in the Know

## SEVP Portal User Guide

- Resource to help students navigate:
  - Using the SEVP Portal
  - Updating profile information
  - Managing employment information
- Contains portal screenshots to assist students with portal navigation and processes
- Download in the SEVP Portal Help section



U.S. Immigration and Customs Enforcement		SEVIS User Guide
<b>Contents</b>		
SEVP Portal Account Overview		2
Create a Portal Account		3
Emails from the SEVP Portal		6
System Security		7
Using the SEVP Portal		7
Log In to the SEVP Portal		7
Log Out of the SEVP Portal		9
Access Portal Pages		9
Portal Features		10
Expand/Collapse Sections		10
Action Buttons		11
Error Messaging		12
Idle Time		14
Locked Account		14
Getting Help		15
Reset Password		15
Information Sharing with SEVIS		19
Address Validation		19
Address Does NOT Match		19
Matched Address		20
Update Your Profile Information		21
Biographic Information		23
Physical Address		23
Mailing Address		23
Phone Number		24
Change Your Email Address		24
Manage Employment Information		25
Manage Employer Information While on Post-Completion OPT		28
Add Employer While on Post-Completion OPT		28
Edit Employer while on Post-Completion OPT		34
Delete Employer while on Post-Completion OPT		37
Manage Employer Information While on STEM OPT		39
Add Employer While on STEM OPT		39
Edit Employer while on STEM OPT		39

# Pre-submitted Question



## SEVP Portal

How is SEVP addressing data integrity issues (such as phone numbers being removed from student records after submitting an update through the SEVP Portal)?



# Pre-submitted Question



## SEVP Portal

Does SEVP have any plans to start auto-terminating records based on students not reporting employment through the portal?

# NOTIFICATIONS AND FOLLOW UP

# Reminder for DSOs

## *Get Ready for SEVIS Annual Verification*


- **Beginning in December 2019, PDSOs must annually verify that DSOs who have access to SEVIS:**
  - Are still employed by the organization
  - Continue to be the selected PDSO or DSO
  - Required continued access to SEVIS
- **Annual verification began on Dec. 3, 2019**
  - Schools must complete prior to March 2, 2020

Detailed instructions available on the SEVIS Help Hub  
[StudyintheStates.dhs.gov/SEVIS-Help-Hub/School-Records/PDSODSO-Annual-Verification](https://StudyintheStates.dhs.gov/SEVIS-Help-Hub/School-Records/PDSODSO-Annual-Verification)

# New SEVP Policy Guidance

## *Major Area of Study Requirements*

- Responds to 2014 GAO audit recommendation
- Provides clarifying language on major area of study requirements for OPT students
  - Students are responsible for providing a description of **how** job duties relate to their major
  - DSOs can document relationship in either SEVIS or student's file
- Highlights resources to assist with determining a relationship between job and major area of study



### REVIEW:

Sample explanations of a direct relationship in policy guidance

To read the full policy guidance visit  
[ICE.gov/SEVIS/Schools](https://ice.dhs.gov/SEVIS/Schools)

# New SEVP Policy Guidance

## *Form I-20 and Recruiters*

- **Specifies that DSOs must issue and send Forms I-20 directly to prospective students and their dependents**
  - For minors, DSOs must send Forms I-20 directly to the student's parent or legal guardian
  - Recruiters have no role in issuing or handling Forms I-20
- **Reasons for guidance**
  - Privacy
  - Fraud prevention
  - Consistent with laws and regulations

Read the SEVP policy guidance Form I-20 Issuance and School Use of Recruiters at [ICE.gov/SEVIS/Schools](https://ice.dhs.gov/SEVIS/Schools)

# Pre-submitted Question



## Form I-20 Issuance

SEVP recently issued policy guidance limiting Form I-20 distribution to the student only. However, regulation 22 CFR 62.12(c) in relation to DS-2019s makes an important allowance for releasing the document with permission to a third party. Does SEVP anticipate revising their original guidance to allow for this same practice?

# K-12 Outreach

## *Collaboration Between Post-Secondary and K-12 Schools*

- **Ensure K-12 DSOs understand SEVP regulations, processes and reporting requirements**
  - Unique regulations for K-12 schools
  - Register students at least twice per year
  - Regularly report updates to student and school information in SEVIS
- **Share best practices and resources with K-12 DSOs**
  - Collaborate on the transfer process to a U.S. college or university
  - Share free government resources on Study in the States and [ICE.gov/SEVP](https://ice.dhs.gov/SEVP)



### **REMEMBER:**


Study in the States has dedicated resource pages for K-12 schools

[StudyintheStates.dhs.gov/Kindergarten-to-Grade-12-Schools](https://StudyintheStates.dhs.gov/Kindergarten-to-Grade-12-Schools)

# Field Representative Unit Updates

## *Current Field Representative Vacancies*

- 57 field representatives deployed
- Vacancies remain in:
  - Omaha, Nebraska\*
  - Milwaukee, Wisconsin
  - Norfolk, Virginia



\*Position has been filled internally and will be deployed soon




**DON'T FORGET...**

# Holiday Travel

## *Tips for DSOs*

- **Tip 1: Recommend that students check in with DSO**
  - Ensure SEVIS record is up-to-date and in Active status
  - Provide updated DSO contact and 24-hour emergency number
- **Tip 2: Make sure they have the proper documentation**
  - Passport
  - Student visa
  - Form I-20
- **Tip 3: Understand the Form I-515A**
  - CBP officer may issue a Form I-515A at U.S. port of entry
  - Students need to notify DSO if form is received




### REMEMBER:

Students should hand-carry all necessary paperwork at the U.S. port of entry

# Student Travel

## *Form I-515A*

- Grants students temporary admission into the United States
- Paperwork includes:
  - Original Form I-515A
  - Form I-20
  - Form I-94
  - Copy of admission stamp in the student's passport
  - I-901 SEVIS Fee receipt
- DSOs should assist students in complying with Form I-515A requirements
  - Students must respond within 30 days

**REMEMBER:**

Failure to respond to a Form I-515A may negatively impact a student's status

# Ask the Audience



Holiday  
Travel

DSOs: Have you talked with your students about their holiday travel plans?

# Study in the States Resource

## *New Travel Resource Page*

Official website of the Department of Homeland Security

Homeland Security  
**STUDY in the STATES**

[View Disclaimer](#) | [Select Language](#) |

**STUDENTS** | **SCHOOLS** | **BLOG** | **TOOLS** | **STEM OPT HUB**

**RELATED CONTENT**

- ▶ Getting Started
- ▶ Traveling to the United States
- ▶ Studying in the United States
- ▶ Student Benefits
- ▶ STEM OPT
- ▶ Status Changes
- ▶ K-12 Resources
- ▶ Outreach
- ▶ Tools

### Traveling as an International Student

As a student studying in the United States, you may be able to travel during your time of study. If you travel internationally, for annual vacation or during a school break, make sure you take the appropriate steps before you travel to ensure a smooth reentry into the United States.

- Meet with Your Designated School Official (DSO)**

Before you travel abroad, it is important to check in with your DSO. When you meet with your DSO, you should ensure that your record in the Student and Exchange Visitor Information System (SEVIS) is up-to-date and in Active status.
- What to Bring to U.S. Ports of Entry**

When you enter the United States, you will arrive at a port of entry and meet with U.S. Customs and Border Protection (CBP) officers for primary and sometimes a secondary inspection. The CBP officer may ask questions about your reason for travel and to inspect important documents like your
- Form I-515A**

If you arrive at a U.S. port of entry and do not have all your signed required documents, have not paid the I-901 SEVIS Fee on your current Form I-20 or have a SEVIS status issue, a CBP officer may issue you a Form I-515A, "Notice to Student or Exchange Visitor." The Form I-515A admits you to the United States for 30 days while you obtain and submit the proper documentation to SEVP.

**Additional Resources**

- [Obtaining a Social Security Number](#)
- [Form I-515A Overview](#)
- [Full Course of Study](#)
- [SEVP Portal Password Tips Sheet](#)
- [Form I-515A Overview](#)
- [Travel](#)

[Share](#)

[StudyintheStates.dhs.gov/Traveling-as-an-International-Student](https://StudyintheStates.dhs.gov/Traveling-as-an-International-Student)

# FACTS + FIGURES

# Open Doors Report

## Fast Facts

Active Student Statistics	
Total	1,095,299
Higher education	19,828,000
New student enrollment	269,383

Source: Institute of International Education's 2019 Open Doors Report

International students contributed

# \$44.7B

to the U.S. economy in 2018-19

5.5 percent increase from the previous year

Read the entire report at  
[IIE.org/en/Research-and-Insights/Open-Doors](https://iie.org/en/Research-and-Insights/Open-Doors)


# HELPFUL RESOURCES



# Upcoming Webinar

## *Government Voices Webinar: Get to Know CBP*

- Will air on Feb. 5, 2020
- **CBP presenters include:**
  - Office of the Intergovernmental Public Liaison
  - Office of Field Operations
- Hear about hot topics for students and members of the academic community




### LEARN MORE:

Visit the [Study in the States Stakeholder Webinars](#) page

# Watch Now!

## *SEVP Ask the Experts Webinar: SEVP Portal Follow-up*

- Aired on Sept. 25, 2019
- Provides an in-depth overview of the portal and recent enhancements
  - Portal overview
  - SEVIS, DSOs and the portal
  - Portal walkthrough
  - Resources for DSOs and students
  - Portal FAQs
- Designed for DSOs that have students who use the SEVP Portal and those interested in the portal



### LEARN MORE:

Visit the Study in the States Stakeholder Webinars page

# New Resource

## *How to Navigate Pay.gov*

- **Schools must pay all fees through Pay.gov using:**
  - Bank account
  - Debit card
  - Credit card
- **Form-17 fees**
  - Search “SEVIS” in the search bar
  - Select “I-17 SEVIS School Certifications”
  - Enter the amount your school is paying based on submission
- **Form I-290B appeals fee**
  - Search “Form I-290B” in the search bar
  - Select “Form I-290B Notice of Appeal or Motion”
  - Payment can also be completed using PayPal and Amazon

# Resource for New DSOs

## *Download New Resource Guide*

- Points new DSOs to useful information to identify resources and assist with reporting requirements
  - Creating an Initial Form I-20
  - Maintaining accurate SEVIS records
  - Record registration guide
  - SEVIS name standards
  - Proof of financial support
- Resources divided into three sections:
  - General resources
  - SEVIS resources
  - Contact information

**REMEMBER:**


Access this guide and other resources on the Study in the States Resource Library

[StudyintheStates.dhs.gov/Resource-Library](https://StudyintheStates.dhs.gov/Resource-Library)

# Sign up for GovDelivery

## *Subscribe to Receive Updates*

- **SEVP distributes regular program updates via GovDelivery**
  - SEVP Spotlight quarterly newsletter
  - SEVP Outreach Bulletin
  - Monthly program updates
  - Breaking program news
- **Subscribe to receive GovDelivery updates at [ICE.gov/SEVP](https://ice.gov/SEVP)**
  - Enter email in the Stay Connected box on left side of page



### REMEMBER:

Sign up to receive updates from SEVP's government partners

# Connect with Study in the States

## *Social Media*



TWITTER  
[@StudyinStates](#)



LINKEDIN

[Linkedin.com/Company/Student-and-Exchange-Visitor-Program](https://www.linkedin.com/company/student-and-exchange-visitor-program)



FACEBOOK

[Facebook.com/StudyintheStates](https://www.facebook.com/StudyintheStates)

# Engage with SEVP

## *Stay Connected*



### KEY NEWS AND CONTENT

[StudyintheStates.dhs.gov/Blog](https://StudyintheStates.dhs.gov/Blog)

#### Publications

*Available through GovDelivery*

SEVP Spotlight

SEVP Outreach Bulletin



### ENGAGE THROUGH CONFERENCES

Fill out the SEVP Event  
Request Form at

[StudyintheStates.dhs.gov/Conferences](https://StudyintheStates.dhs.gov/Conferences)



[@StudyinStates](https://twitter.com/StudyinStates)



[Facebook.com/StudyintheStates](https://Facebook.com/StudyintheStates)



[Linkedin.com/Company/Student-and-Exchange-Visitor-Program](https://Linkedin.com/Company/Student-and-Exchange-Visitor-Program)

# SEVP Contact Information



## PHONE

703-603-3400  
800-892-4829



## EMAIL

Case-specific questions  
[SEVP@ice.dhs.gov](mailto:SEVP@ice.dhs.gov)  
Technical issues  
[SEVISHelpDesk@ice.dhs.gov](mailto:SEVISHelpDesk@ice.dhs.gov)

Monday through Friday, 8 a.m. to 6 p.m. ET, except federal holidays  
Additional contact information at [StudyintheStates.dhs.gov/Contact-Us](https://StudyintheStates.dhs.gov/Contact-Us)

Contact your local field representative for questions about SEVP policies, processes and updates





# U.S. Immigration and Customs Enforcement

- Thank you for joining today's webinar
- Please direct any questions to SRC
- A webinar recording will be on Study in the States shortly
- Please take a moment to complete our feedback polls

**SEVP**  
STUDENT AND EXCHANGE VISITOR PROGRAM

**Winter 2019 SEVP InFocus Webinar**

**Dec. 11, 2019, 2 – 3 p.m. EST**