



GOVERNMENT VOICES WEBINAR SERIES

Get to Know CBP

CBP | SEVP

Wednesday, Feb. 5, 2020
2 to 3:30 p.m. EST

- Welcome to today's Government Voices Webinar
- The webinar will begin promptly at 2 p.m. EST
- Audio will stream through your computer speakers
- Please take a moment to answer the poll questions on your screen




GOVERNMENT VOICES

WEBINAR SERIES

Get to Know CBP
CBP | SEVP

Wednesday, Feb. 5, 2020
2 to 3:30 p.m. EST



Housekeeping Notes

- **Download items in the Webinar Resources pod**
 - Hyperlink appendix
 - Presentation PDF
 - Glossary
- **Have questions for CBP representatives?**
 - Submit questions throughout the webinar using the Questions and Technical Difficulties pod
- **Experiencing technical difficulties?**
 - Provide a description of the issue through the Questions and Technical Difficulties pod
- **Webinar recording and resources available after event**

Presentation Overview

1

Arriving to the United States

2

Entering the United States

3

SEVIS and CBP

4

CBP Trends and Data

5

Helpful Resources

6

Live Q&A

Today's Presenters

- **Ka Ho Tong**
 - Program Manager, Enforcement Programs, CBP
- **Marissa Tinsley**
 - Panel Moderator, SEVP

Ask the Audience



Today's Audience

Please select a response that best describes your current position.

Ask the Audience



Today's Audience

What type of school do you represent?

ARRIVING TO THE UNITED STATES



Arriving to the United States

After Receiving a Student Visa

- **Entry visa is issued by the U.S. Department of State**
 - Visas may only be issued outside of the United States
- **Next steps**
 - Book travel arrangements to the United States
 - Get travel documentation in order
 - Pack to leave
- **Recommendations**
 - Stay in contact with DSO about travel plans

Arriving to the United States

Travel Documentation

- A visa does not guarantee entry, students must be prepared to request entry with the following required documents:
 - Valid passport
 - Valid visa
 - Form I-20
- **Recommended**
 - Customs Declaration
 - Acceptance letter
 - Evidence of financial support
 - DSO contact information

Arriving to the United States

Form I-20

- **Original, ink signature**
 - Required at student visa interview
 - Required at U.S. port of entry
- **Circumstances that warrant using a copy**
 - Contact U.S. Department of State

Arriving to the United States

Student Reminders Prior to Departure

- **Reporting to school**
 - Student can enter the United States up to 30 days prior to the official program start date
 - Entrance to the United States recorded in SEVIS
 - Must report to school by program start date on the Form I-20
- **Student responsibility to communicate**
 - Arrival to the United States
 - Failure to enter for the term listed on Form I-20
 - Late arrival for term listed on Form I-20

ENTERING THE UNITED STATES



Entering the United States

Admissibility and Inspection

- **A visa means you are permitted to travel to a port of entry and seek admission to the United States**
 - A visa does not guarantee your admission
- **CBP determines admissibility of all nonimmigrants who seek admission to the United States**
 - The admissibility review process is called inspection

Entering the United States

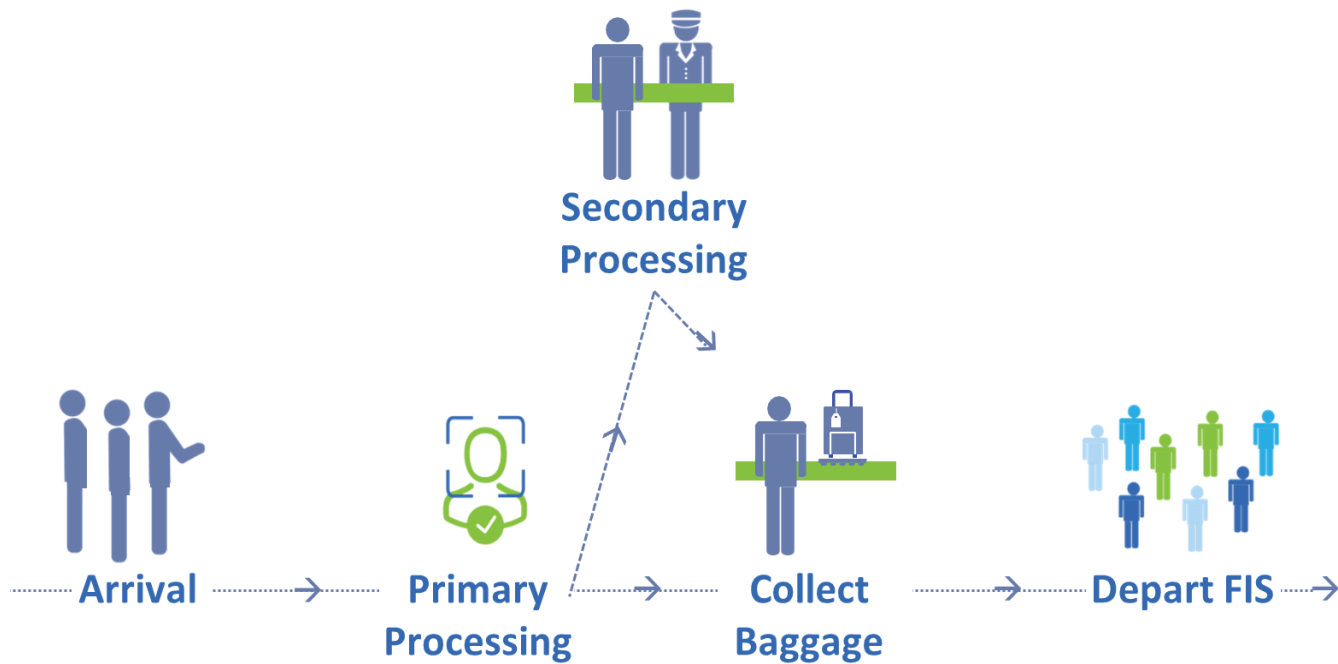
What determines admissibility?

- **The Immigration and Nationality Act sets forth grounds for inadmissibility**
 - Individuals who are inadmissible are not permitted by law to enter or remain in the United States
- **Grounds for inadmissibility can include:**
 - Health
 - Criminal activity
 - National security
 - Public charge
 - Lack of labor certification (if required)
 - Fraud and misrepresentation
 - Prior removals, unlawful presence in the United States

CBP

Entering the United States

Inspection at a U.S. Port of Entry




CBP

Entering the United States

Primary vs. Secondary Inspection

- **Primary inspection**

- Review all documents for validity
- Query for record in nonimmigrant data systems
- Typical inspection questions:
 - Traveler's citizenship
 - Purpose of visit
 - Duration of visit
 - The school/college/university the traveler will be attending



REMEMBER:
Students should have all
required forms in their
carry-on luggage

- **Secondary inspection**

- More time and systems to review all available records
- If correctable issues arise, CBP issues a Form I-515A

CBP

Entering the United States

Secondary Inspection

- Being referred to secondary does not necessarily mean the traveler has violated the law
- Reasons for secondary referral can include:
 - Verification of SEVIS status
 - Advance admissibility review
 - Customs enforcement
 - Compliance checks
- What is CBP allowed to search in secondary inspection?
 - Everything that pertains to admissibility or compliance to customs and agricultural importation regulations
 - Known as “Border Search Authority”

CBP

Entering the United States

U.S. Ports of Entry

- **What to expect at air and sea ports of entry**
 - Automated Form I-94
 - Controlled environment and diverse clientele
- **What to expect at a land port of entry**
 - Paper Form I-94
 - Applicants are often referred to secondary inspection due to lack of a passenger manifest

Entering the United States

Form I-94

- **Form I-94, “Arrival/Departure Record”**
 - Terms of admission
 - Legal status
 - Length of time you may stay
 - Expected departure date
- **Electronic vs. Paper Form I-94**
 - Electronic forms are issued at air or sea ports of entry
 - Paper forms are issued at land ports of entry
- **If you need a replacement paper form, visit CBP’s I-94 web page**

[i94.CBP.DHS.gov](https://i94.cbp.dhs.gov)

CBP

Frequently Asked Question



Entering the United States

What are the differences between a paper Form I-94 and an electronic Form I-94? Are there plans to have the land ports of entry use the electronic Form I-94 more consistently?

Entering the United States

Tips for Border Commuter Students


- **Affects schools close to the Canadian and Mexican borders**
 - SEVP-certified schools within 75 miles of the U.S. border, known as the border zone
- **Special rules for border commuter students**
 - Allowed to study part-time
- **Students should contact school officials to decide if they want to study under these rules**
- **Tips**
 - Carrying all required and recommended documentation for each crossing
 - Enroll in the Trusted Traveler/SENTRI program

CBP

Entering the United States

Handling a Form I-515A

- **At U.S. Port of Entry, student must have:**
 - All signed required documents
 - Paid I-901 SEVIS fee
 - Valid status in SEVIS
- **After receiving a Form I-515A**
 - Student’s responsibility to notify DSO
 - Send response to SEVP within 30 days of issuance
 - Consequences of failure to comply
 - SEVP processes documents and returns to DSO
- **Resources on Study in the States**
 - “Handling the Form I-515A” one pager
 - “What is a Form I-515A?” page with frequently asked questions



QUESTIONS?
Contact SEVP Response Center
or SEVIS.I-515@ice.dhs.gov

SEVIS AND CBP



SEVIS and CBP

SEVIS and the Inspection Process

- **A student's admissibility is based on the validity of their SEVIS status**
 - SEVIS can alert CBP if a person entering the U.S. is not in status
 - CBP can determine that person inadmissible to the United States
- **SEVP can revoke a school's certification**
 - Exchange visitors attending that institute will not be admitted to the United States
 - Exceptions:
 - They have transferred to another institute
 - They are in possession of another type of visa/immigration status

Frequently Asked Question



SEVIS Information and Admissibility

What SEVIS information do CBP officers look at to determine a student's admissibility?

CBP

SEVIS and CBP

DHS TRIP Tickets

- **DHS TRIP allows individuals to submit inquiries or seek resolution regarding difficulties they experienced during their travel screening, including:**
 - Watch list issues
 - Screening problems at ports of entry
 - Situations where travelers believe they have been unfairly or incorrectly delayed, denied boarding or identified for additional screening at transportation hubs
- **DHS TRIP routes redress requests to the appropriate office to review and adjudicate**

Visit trip.dhs.gov to submit an electronic application ticket

CBP

Ask the Audience



DHS TRIP

Did you know about DHS TRIP prior to this presentation?

CBP TRENDS AND DATA



CBP Trends and Data

International Student Snapshot

- **Total admissions in FY18:**
 - F-1 admission: 1,862,828
 - J-1 admission: 537,705
 - M-1 admission: 18,838
- **Busiest U.S. Ports of Entry**
 - John F. Kennedy International Airport
 - Hartsfield-Jackson Atlanta International Airport
 - Los Angeles International Airport
 - Toronto Pearson International Airport (preclearance)
 - Newark Liberty International Airport

Frequently Asked Question



CBP Trends and Data

What does CBP see as the biggest challenges in engagement with nonimmigrants seeking to enter the United States?

CBP

HELPFUL RESOURCES



Helpful Resources

U.S. Customs and Border Protection

- **CBP main website**
 - Travel information and news
- **CBP travel page for international visitors**
 - Travel tips and reminders
- **CBP information center**
 - FAQs
- **DHS TRIP**
 - Inquiries about U.S. port of entry experiences
- **Form I-94 website**
 - Apply for or retrieve the Form I-94 online

The screenshot displays the official website for travelers visiting the United States, specifically for Form I-94. The page features a navigation bar with links for 'HOME', 'APPLY FOR NEW I-94', 'GET MOST RECENT I-94', 'VIEW TRAVEL HISTORY', 'VIEW COMPLIANCE', and 'FAQ'. A central banner reads: 'Official Site for Travelers Visiting the United States: Apply for or Retrieve Form I-94, Request Travel History and Check Travel Compliance'. Below this, four main service tiles are visible: 'Visiting the U.S. & Arriving via a Land Border?', 'Already Visiting & Need Proof of Visitor Status?', 'Need A History Of Your Arrivals & Departures?', and 'How Much Longer May I Remain in the U.S.?'. Each tile includes a brief description and a corresponding action button. A 'Frequently Asked Questions' section is also present, with four questions related to record access, obtaining records, information requirements, and reporting departures. The footer contains contact information for the CBP Info Center, including a phone number and website link, and a privacy policy link.

CBP

Helpful Resources

Student and Exchange Visitor Program

- Study in the States
 - Information for F and M students
 - Information for SEVP-certified schools
 - Webinars
 - Blog posts
- ICE.gov/SEVP
 - SEVP policy and regulation
 - SEVP-certified school operating instructions

The screenshot displays the official website of the U.S. Immigration and Customs Enforcement (ICE) for the Student and Exchange Visitor Program (SEVP). The page features a navigation menu with options like Home, Who We Are, What We Do, Newsroom, Information Library, Contact ICE, Careers, and En Español. The main content area is titled 'Student and Exchange Visitor Program' and includes tabs for Overview, Study in the States Initiative, Mission, and Glossary. There are three main image sections: 'STUDENTS' showing a group of students, 'SCHOOLS' showing a large brick building, and 'SEVIS' showing hands typing on a keyboard. A 'Related Information' sidebar lists links for Schools, Students, SEVIS, and Contact Us. Below this is a 'Stay Connected' section with an email sign-up form. A red banner contains a reminder to stakeholders about ICE's policy on enforcement actions at schools or churches. At the bottom, there is a list of frequently asked questions with expandable answers.

Helpful Resources

SEVP Travel Resource Page

The screenshot shows the official website of the Department of Homeland Security, specifically the 'STUDY in the STATES' portal. The page is titled 'Traveling as an International Student' and provides information for international students. The navigation menu includes 'STUDENTS', 'SCHOOLS', 'BLOG', 'TOOLS', and 'STEM OPT HUB'. A 'RELATED CONTENT' sidebar lists various topics like 'Getting Started', 'Traveling to the United States', 'Student Benefits', 'STEM OPT', 'Status Changes', 'K-12 Resources', 'Outreach', and 'Tools'. The main content area features three key sections: 'Meet with Your Designated School Official (DSO)', 'What to Bring to U.S. Ports of Entry', and 'Form I-515A'. Each section includes a brief description and a 'Share' button at the bottom.

Official website of the Department of Homeland Security

Homeland Security
STUDY in the **STATES**

View Disclaimer | Select Language | SEARCH

STUDENTS SCHOOLS BLOG TOOLS STEM OPT HUB

RELATED CONTENT

- ▶ Getting Started
- ▶ Traveling to the United States
- ▶ Studying in the United States
- ▶ Student Benefits
- ▶ STEM OPT
- ▶ Status Changes
- ▶ K-12 Resources
- ▶ Outreach
- ▶ Tools

Traveling as an International Student

As a student studying in the United States, you may be able to travel during your time of study. If you travel internationally, for annual vacation or during a school break, make sure you take the appropriate steps before you travel to ensure a smooth reentry into the United States.

- **Meet with Your Designated School Official (DSO)**
Before you travel abroad, it is important to check in with your DSO. When you meet with your DSO, you should ensure that your record in the Student and Exchange Visitor Information System (SEVIS) is up-to-date and in Active status.
- **What to Bring to U.S. Ports of Entry**
When you enter the United States, you will arrive at a port of entry and meet with U.S. Customs and Border Protection (CBP) officers for primary and sometimes a secondary inspection. The CBP officer may ask questions about your reason for travel and to inspect important documents like your
- **Form I-515A**
If you arrive at a U.S. port of entry and do not have all your signed required documents, have not paid the I-901 SEVIS Fee on your current Form I-20 or have a SEVIS status issue, a CBP officer may issue you a Form I-515A, "Notice to Student or Exchange Visitor." The Form I-515A admits you to the United States for 30 days while you obtain and submit the proper documentation to SEVP.

Additional Resources

- [Obtaining a Social Security Number](#)
- [Form I-515A Overview](#)
- [Full Course of Study](#)
- [SEVP Portal Password Tips Sheet](#)
- [Form I-515A Overview](#)
- [Travel](#)

Share

StudyintheStates.dhs.gov/Traveling-as-an-International-Student

SEVP

Helpful Resources

Presenter Contact Information

CBP



General questions:
877-227-5511

Report suspicious activity:
800-232-5378

Deferred Inspection Office:
www.cbp.gov/contact/ports/deferred-inspection-sites

SEVP



Case-specific questions:
SEVP@ice.dhs.gov

Technical questions:
SEVISHelpDesk@ice.dhs.gov



703-603-3400
800-892-4829

INVITE SEVP AND CBP FOR LOCAL CONFERENCES

Fill out the SEVP Event
Request Form at

StudyintheStates.dhs.gov/Conferences

LIVE Q&A





GOVERNMENT VOICES WEBINAR SERIES

Get to Know CBP

CBP | SEVP

Wednesday, Feb. 5, 2020
2 to 3:30 p.m. EST