

StudyintheStates.dhs.gov Web Performance Metrics

Nov 1, 2020 - Nov 30, 2020

All Users
100.00% Sessions

Total Visits

291,499

% of Total: 100.00% (291,499)



Avg. Visit Duration

00:01:51

Avg for View: 00:01:51 (0.00%)



Pageviews

343,611

% of Total: 100.00% (343,611)



Unique Visitors

149,384


% of Total: 100.00% (149,384)



Avg. Pages / Visit

1.71

Avg for View: 1.71 (0.00%)



Avg. Time on Page

00:02:35

Avg for View: 00:02:35 (0.00%)



Bounce Rate

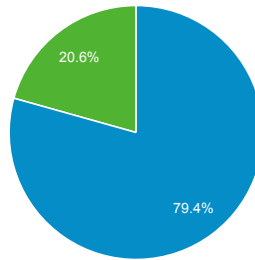
62.12%

Avg for View: 62.12% (0.00%)



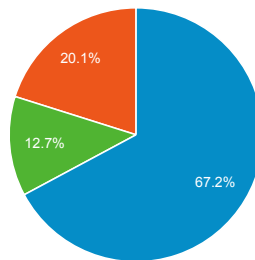
New vs. Returned Visitors

■ New Visitor ■ Returning Visitor



Avg. Visits per Visitor

■ 1 ■ 2 ■ Other



Total Pageviews

Page Title	Pageviews	Bounce Rate
School Search Study in the States	24,622	38.14%
Students and the Form I-20 Study in the States	16,467	65.19%
Homepage Study in the States	11,617	57.68%
SEVP Portal Help Study in the States	11,558	59.40%
Paying the I-901 SEVIS Fee Study in the States	10,699	46.58%

Sessions by Social Network

Social Network	Sessions
Facebook	557
YouTube	389
Quora	237
Twitter	125
reddit	77
Naver	50
LinkedIn	37
Instagram	10
WordPress	9
Blogger	6

Visits and Bounce Rate by Source/Medium

Source / Medium	Sessions	Bounce Rate
google / organic	114,175	63.73%
(direct) / (none)	46,348	66.44%
search.usa.gov / referral	5,108	37.47%
sevp.ice.gov / referral	4,594	51.18%
bing / organic	2,858	55.98%
uscis.gov / referral	2,104	45.77%
educationusa.state.gov / referral	1,821	38.11%
mail.google.com / referral	959	56.10%
yahoo / organic	698	61.17%
usa.gov / referral	660	48.94%